







## Things to do during E-learning for preschool:

- Shaving cream
- Wash plastic dishes/dolls or toys
- Write and draw outside with chalk
- Blow bubbles
- Read stories
- Color pictures
- Trace or copy your child's name
- Cut pictures out of old mail
- Count socks or snacks
- Take some time to use imagination to look at the clouds
- Sing the ABC song
- Make a paper chain of how many days until we come back to school then count down
- Visit [starfall.com](http://starfall.com), [abcmouse.com](http://abcmouse.com)

# Preschool Activity Calendar









## March 2020

Sunday	Monday	Tuesday	Wednesday	Thursday	Friday	Saturday
1	2	3	4	5	6	7
On a windy day, show your child how to fly a kite at the park. (Coordination)		Make a simple windsock by stapling ribbons onto a 3" paper strip then wrap & tape into a ring. (Art / Science)	Practice blowing ping pong balls across a table or floor. (Coordination)	Hold up a ribbon. Let your child blow it fast then slow, just like the wind. (Science)		Read "Green Eggs & Ham" by Dr. Seuss to your child. (Literature)
8	9	10	11	12	13	14
Use green food coloring to make green scrambled eggs with your child. (Cooking)	Have your child make green peas from green play dough. (Sm. Muscle Development)	Give your child green crayons to write his favorite letters. (Letters)		Have your child tear green pictures out of old magazines. (Color Recognition)	Make shamrock pictures by gluing three green heart shapes together on paper. (Shapes / Art)	Hide paper shamrocks around the house for your child to find. (Problem Solving)
15	16	17	18	19	20	21
Ask your child what she would wish for if she found a real four-leaf clover. (Imagination)	Sing "Leprechaun" to the tune of "This Old Man." (Music)	<b>St. Patrick's Day</b> 	Play some Irish music and dance a jig with your child. (Movement)	Read your child a children's story about spring. (Science / Literature)	<b>Spring Begins</b> 	Take a walk and look for signs of spring. (Science)
22	23	24	25	26	27	28
Plant some spring flowers. (Science / Gardening)	Write a postcard to a friend. Have your child sign his name. (Writing)	Plan a green snack today with your child. (Nutrition / Colors)	Make the color green by mixing yellow and blue food coloring in water. (Science)	Make a guitar using an empty tissue box and rubber bands. (Music)	Make a shaker by placing dried beans in a paper sack. Twist and tape the top to make a handle. (Music)	Make a drum for your child using an empty oatmeal box and a wooden spoon. (Music)
29	30	31				
Have your child act out his favorite fairy tale. (Dramatics)	Lay plain paper on the bark of a tree and do crayon rubbings. (Art)	Look around your home for other objects you could use to make crayon rubbings. (Prob. Solving)				

# Toddler Activity Calendar



## March 2020

Sunday	Monday	Tuesday	Wednesday	Thursday	Friday	Saturday
1	2	3	4	5	6	7
Take a ride with your toddler on a windy day and look for things blowing in the wind. (Science)		Have your child make his own wind by waving a fan. (Science)	Let your toddler help you hold the string while flying a kite. (Responsibility)	Discuss how kites can fly "high" and "low." (Opposites)	Give your child a paper kite shape to decorate. (Art)	
8	9	10	11	12	13	14
Hang the decorated kite on a wall. Tape a tail to it. (Self-Esteem)	Encourage your toddler to make her hands go up high and then down low like a kite. (Movement)	Place a small mirror in a glass of water. Set the glass in the sun to see a rainbow. (Science)	Sing a song about a rainbow. (Music) 	Have your child look for something green to wear today. (Color Recognition)	Give your toddler uncooked green peas for a healthy snack. (Nutrition)	Let your child decorate a large piece of paper with a green marker to make a placemat. (Art)
15	16	17	18	19	20	21
Hide paper shamrocks for your toddler to find. (Problem Solving)	Glue three green hearts shapes on paper to make a shamrock. Have toddler add a green crayon stem. (Art)	<b>St. Patrick's Day</b> 	Let your toddler finger paint with blue and yellow paint. What happens? (Science)	Go for a walk and look for spring flowers. (Science)	<b>Spring Begins</b> 	Place a large thin paper circle on your child's head. Press down and wrap with tape to create hat. Decorate. (Art)
22	23	24	25	26	27	28
	Turn a large hat upside-down. Toss in poker chips or cardboard circles. (Coordination)	Teach your child the rhyme "The Muffin Man." (Rhymes / Language)	Say words such as "up" and "down" when giving your toddler a ride on a swing. (Opposites)	Give your child large plastic straws cut into 2" sections to string onto pipe cleaners. (Sm. Mus. Dev.)	Wrap a piece of masking tape around your toddler's finger. Draw a face for a puppet. (Language Dev.)	Go for a walk outside with your child and look for animal homes. (Science)
29	30	31				
Walk through your house with your toddler and name different rooms. (Language Dev.)	Encourage your child to build homes using blocks. (Construction)	